

How to Install BBO Win



Bridge Base Online is the premier bridge playing site on the web. Between 1990 and 2005 they developed a Windows based bridge playing client, which while no longer usable to new users for playing bridge, is still of use as a Bridge Movie player.

You will also see the BBO Win software called – **NetBridgeVu.exe**

Hint – handling files in Windows is easier if you can see the file extensions, which are hidden by default. See his how-to from Microsoft –

<http://windows.microsoft.com/en-us/windows/show-hide-file-name-extension>

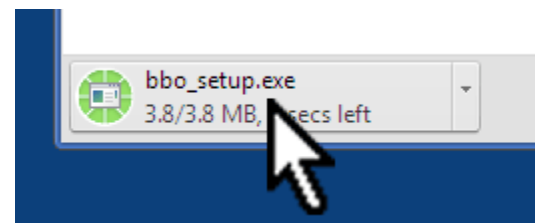
To Install

Click on the link below to start the download of the software in your browser.

http://www.bridgebase.com/download/bbo_setup.exe

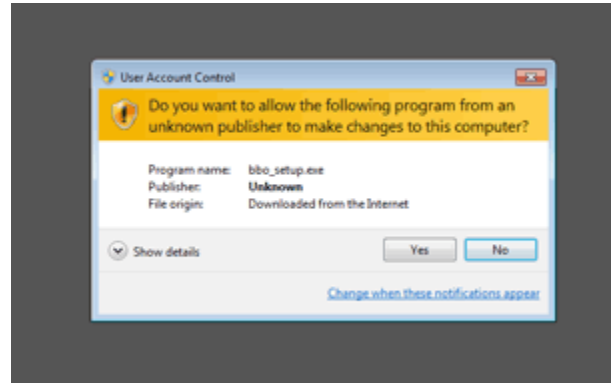
Once **bbo_setup.exe** has been downloaded you will need to run it. Different browsers show you the download and require that you start start to run the program by showing you different things.

In **Chrome** the **BBO_setup.exe** name will appear in the bottom left-hand corner and once the download is complete you can click on it to have it run.



Other browsers do things differently. If you are offered a run option use that. If you only have the choice of save, then except that. Next you will need to open your downloads folder and double click on the **BBO_setup.exe** file there.

There will of course be warnings. As with downloading and running all software you should not proceed unless you trust this Bridge Base Online software. The sort of questions you should ask yourself is – Has this software come from a reliable source? Do I know other people who are using it?



If you don't trust it stop here and don't continue. Otherwise click **Yes**

The usual installation screens will be offered to you. Simply select **next** and accept the license when asked.



After you click the final button which is labelled **Finish** you are done. You should now have a BBO icon on your desktop.




When you double click the icon the initial BBO window will appear. While it is not usable to you as a Windows client you can still use it to watch Bridge Movies by clicking on the **Open Bridge movie from your computer** button.



<end of page>

Double Click to Play Bridge Movies

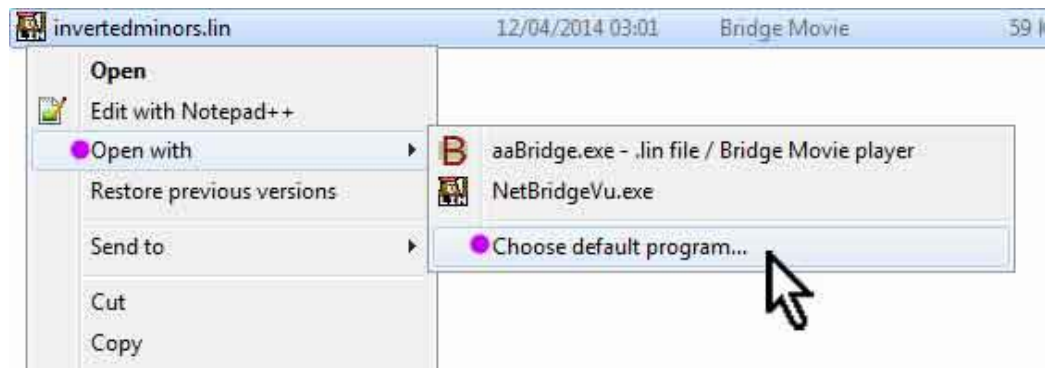
If you double click on a bridge movie that is already  `invertedminors.lin` on your computer it will launch and play in **NetBridgeVu**

On Windows there is always a chance that another program will launch and try to run the **.lin** file (otherwise known as a bridge movie).

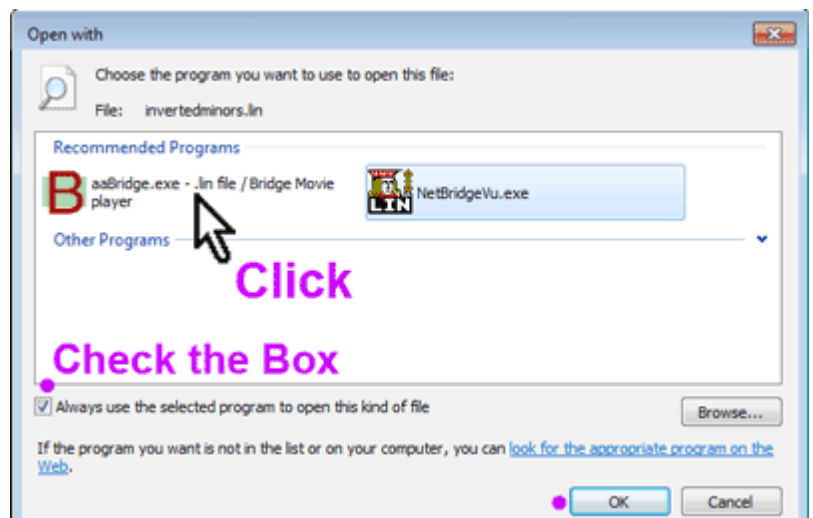
Choosing the program that plays lin files

If aaBridge does not launch when you double click on the bridge movie file then it may be because another program is currently selected to open .lin files.

Point at an Bridge Movie (.lin file) with your mouse. Use the right mouse button to bring up the menu then select **Open with** and then click on **Choose default program...**



When the window opens select **NetBridgeVu.exe** and make sure that the checkbox is checked and click OK. (The image actually shows **aaBridge** about to be clicked).



Your .lin file will then open in BBO Win and in future it will be BBO Win that is used to launch lin files when you double click or open movies via web links.

<end of page>

How to play Bridge Movies from on the Web

In your browser go to your favorite Bridge Site that has good Bridge Movies. Click on a Bridge movie link.

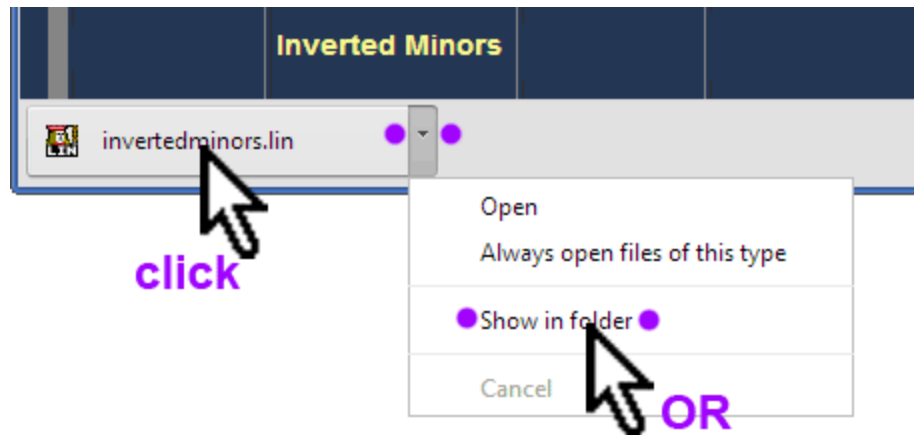


Different browsers do different things.

Chrome

On Chrome you get a moving image of the file in the bottom left as the file downloads.

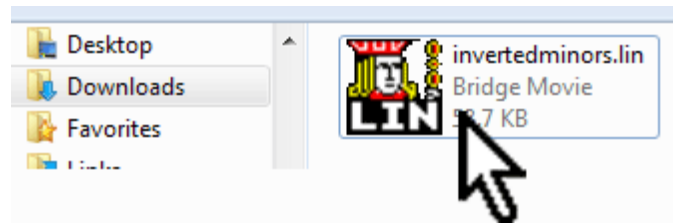
Once it has fully arrived you can **click** on the icon/button and it will launch.



OR

Click on the download drop box selector (purple dots) this will open your downloads folder where you can Click on - **Show in folder**.

This will open the **downloads** folder. In this folder you can use the procedure given earlier to set BBO Win as the program that runs .lin files – Dbl Click to open.



Other Browsers

Some give you a choice between Open and Save, some only let you save. Open will do what you want and launch the lin file in your chosen lin file player. If you do a Save then again you want to show (go to) your downloads folder and there dbl-click the .lin file.

Last Resort

If that does not work! you can use the 'always works' method of the **Open Bridge movie from your computer** button.

A Short Guide to using **BBO Win** to watch **Bridge Movies**

Back in the days when BBO Win was used as a bridge paying client on BBO this guide was much more complex. Now that it is just used to watch Bridge movies this guide is much reduced. (Thank you, Maureen for the original document).

So using the earlier instructions you have already got a bridge movie from

1. The Bridge Movies collection in the BIL
Explore BIL > Bridge Movies

2. A hand you have played on BBO

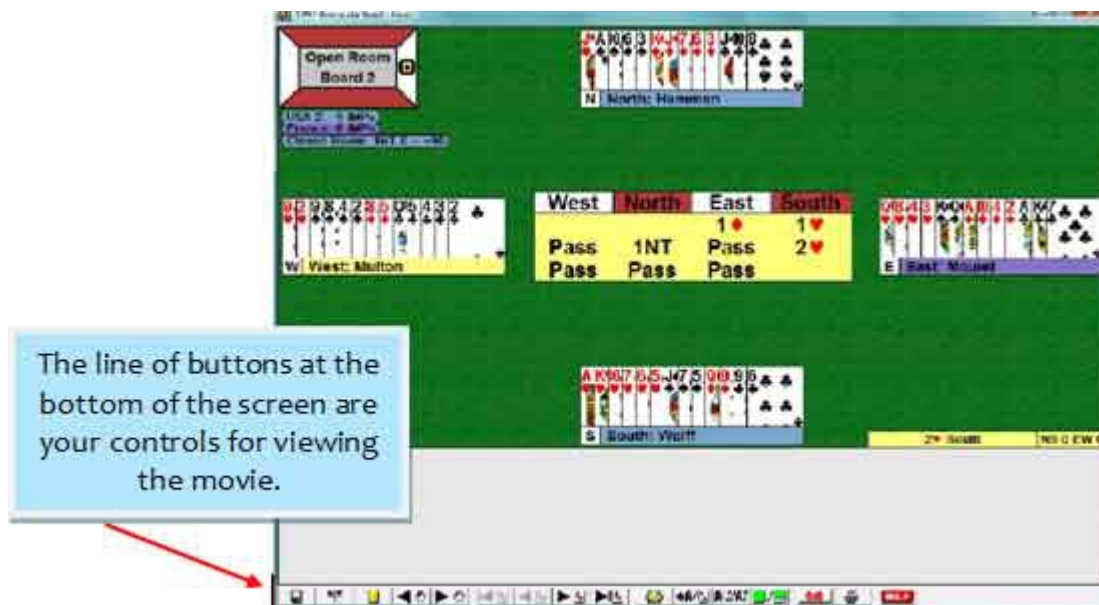
<http://www.bridgebase.com/myhands/index.php>

3. A Viewgraph session from

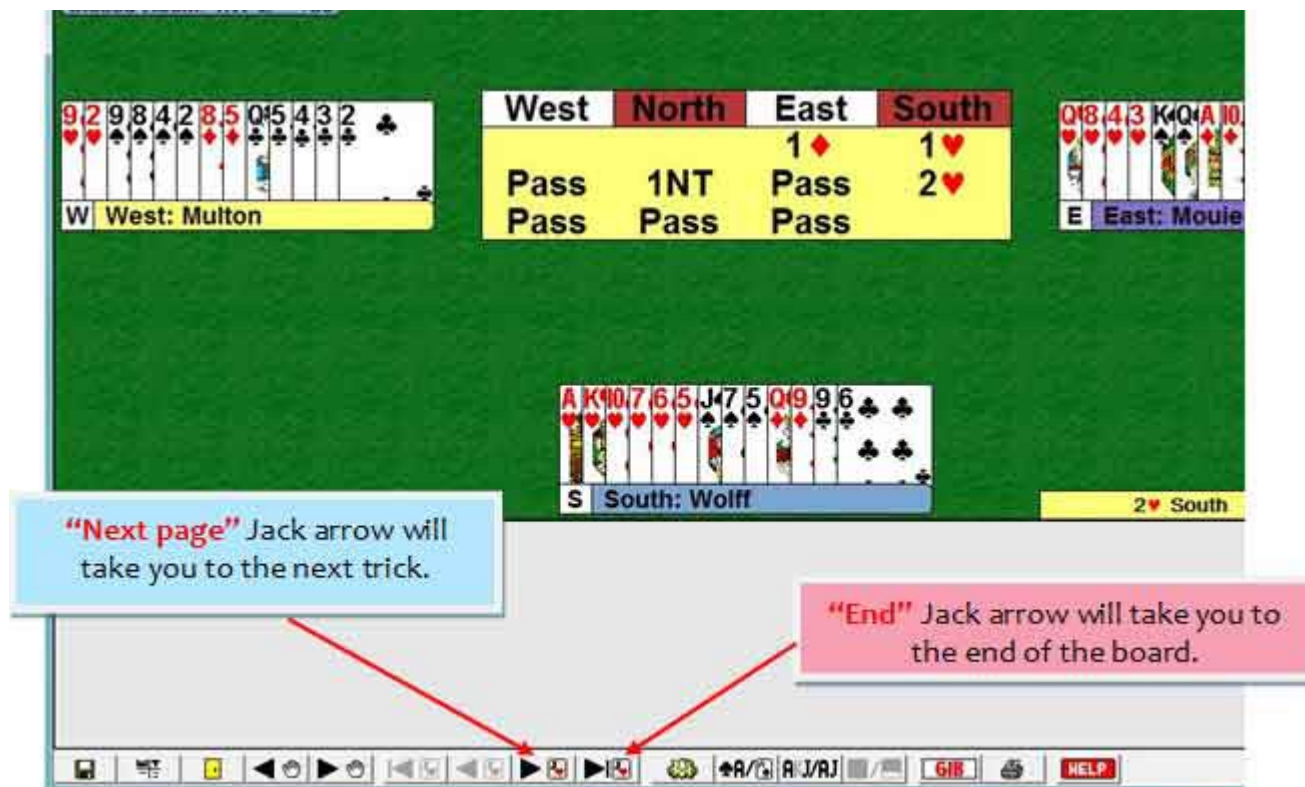
http://www.bridgebase.com/vugraph_archives/vugraph_archives.php

4. All maybe a friend has emailed you a Movie they have written

Either way, you have now opened it in BBO Win



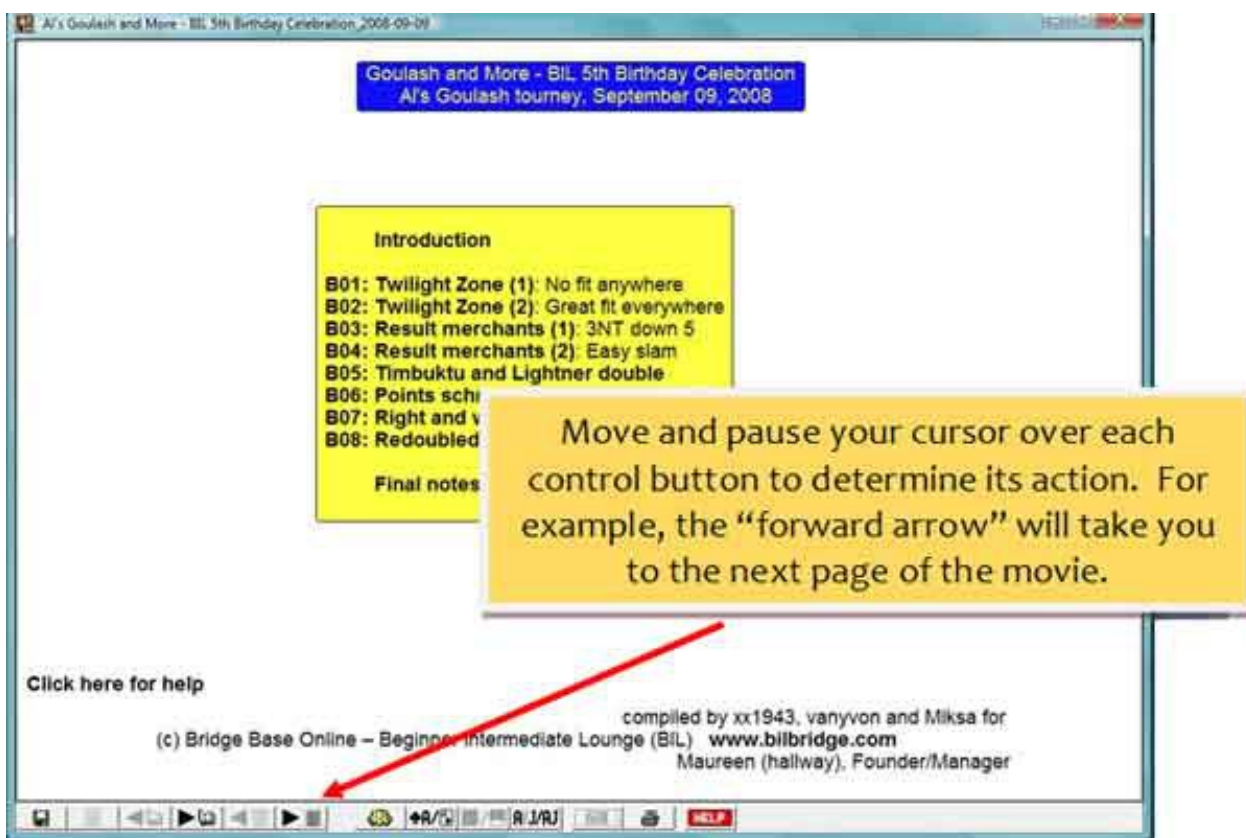
If the movie you are playing is a simple hand of Bridge then you can move forward using the buttons shown in the image below



The pointy arrows with hands (just above this text) allow you to jump forward or back on each board.

<end of page>

If you are playing a full-blown tutorial movie the line of buttons you will get a different batch of can always follow the advice in the pop-up box in the image.



Many of these full tutorial movies have their own indexes. Above you can see them in the yellow box. Clicking on a title (each of which is a link) will take you to that section.

<end of page>

If the bridge movie you have opened contains a set of tournament hands then you will see something like the following

USA 2 28				France 29			
Open room				Closed room			
N: Hamman		E: Mouiel		E: Rodwell		N: Mari	
W: Multon				W: Meckstroth		S: Levy	
1		50	3♠-1	2♠+1	140		5
2	2♥-1			1NT=	90		--
3	4♦+1	150			100	5♥x-1	6
4			4♠=	4♠=	620		--
5		50	5♥-1			5♠x=	750
6			4♦+1	3♦+2	150		--
7		200	2NT-2	3♥-3			--
8	2♥=	110					5
9			3NT+1	3NT-2			--
10			3NT+3	3NT+2			--
11	4♠=	420				4♠=	420
12	7♥=	2210				7♥=	2210
13		100	4♠-1	3NT-1			100
14		100	3NT-2	2♦+1	110		5

Click on any hand to open the movie.

The above is showing a two table match from the 1997 Bermuda Bowl

To enter an individual hand click on its score. Occasionally on very old movies you may see blank scores. But that should not be a problem click there anyway and if the hand is available it will be shown to you.

Let me end with the same ending that Maureen used to complete her original document.

fini & good bridging!

<end of document>